


## LightLink Fiber Optic Splice Trays

AFL's LightLink series of Fiber Optic Splice Trays offers a variety of unique and flexible splice and storage possibilities. They are available in industry standard configurations (single, mass).



### Features

- In-line or butt splice capability (see model descriptions)
- Pre-formed radiuses maintain bend requirements
- Interlocking base and cover provides tray stability without the use of a bolt
- Extended finger guides easily store and route loose fiber or ribbon







### Ordering Information—Splice Trays for Sealed Fiber Optic Splice Closures

DESCRIPTION	MODEL NO.	AFL NO.	LG-55-U	LG-150-U	LG-250-U	LG-350-U	LG-350-20-WTC	LG-350-27-WTC
Single Fuse: 32 Mass Fuse: N/A 6.300" (L) x 2.730" (W) x 0.829" (H) 	LL-2425	FC000053	<b>Max trays: 1</b> Single: 32 Mass: N/A	N/A	N/A	N/A	N/A	N/A
Single Fuse: 12 Mass Fuse: N/A 7.139" (L) x 4.294" (W) x 0.370" (H) 	LL-2450	91957-00	N/A	<b>Max Trays: 4</b> Single: 48 Mass: N/A	N/A	N/A	N/A	N/A
Single Fuse: N/A Mass Fuse: 8 (96 fiber) 7.139" (L) x 4.294" (W) x 0.370" (H) 	LL-4850	91958-00	N/A	<b>Max Trays: 4</b> Single: N/A Mass: 32 (384 fiber)	N/A	N/A	N/A	N/A
Single Fuse: 12 Mass Fuse: 8 (96 fiber) 7.139" (L) x 4.294" (W) x 0.370" (H) 	LL-1248	911221-00-00	N/A	<b>Max Trays: 4</b> Single: 48 Mass: 48 (384 fiber)	N/A	N/A	N/A	N/A
Single Fuse: 24 Mass Fuse: N/A 12.542" (L) x 4.042" (W) x 0.390" (H) 	LL-2400	91710-06	N/A	N/A	<b>Max Trays: 5</b> Single: 120 Mass: N/A	<b>Max Trays: 13</b> Single: 312 Mass: N/A	N/A	N/A

continued  
→

## LightLink Fiber Optic Splice Trays (cont.)

### Ordering Information—Splice Trays for Sealed Fiber Optic Splice Closures

DESCRIPTION	MODEL NO.	AFL NO.	LG-250-U	LG-350-U	LG-350-AC	LG-350XL-U	LG-350-20-WTC	LG-350-27-WTC
Single Fuse: 60 Mass Fuse: 12 (144 fiber) 12.000" (L) x 5.125" (W) x 0.485" (H)  *Note: Contains enough splice holders for 24 mass splices (288 fibers) when using AFL Wrapping Tube Cable.	LL-7644	FA000044	N/A	<b>Max Trays: 6</b> Single: 360 Mass: 72 (864 fiber)	N/A	N/A	N/A	<b>Max Trays: 3</b> Single: 180 Mass: 72 (864 fiber)
Single Fuse: 24 Mass Fuse: 4 (48 fiber) 12.542" (L) x 4.270" (W) x 0.531" (H) 	LL-2448	911289-00-02	<b>Max Trays: 3</b> Single: 72 Mass: 12 (144 fiber) Mechanical: 36	<b>Max Trays: 8</b> Single: 192 Mass: 32 (384 fiber) Mechanical: 96	N/A	N/A	N/A	N/A
Single Fuse: 48 Mass Fuse: N/A 12.542" (L) x 4.270" (W) x 0.531" (H) 	LL-2448-48S	FA000045	<b>Max Trays: 3</b> Single: 144 Mass: N/A	<b>Max Trays: 8</b> Single: 384 Mass: N/A	N/A	N/A	N/A	N/A
Single Fuse: N/A Mass Fuse: 12 (144 fiber) 12.542" (L) x 4.270" (W) x 0.531" (H) 	LL-4848	911437-00-02	<b>Max Trays: 3</b> Single: N/A Mass: 36 (432 fiber)	<b>Max Trays: 8</b> Single: N/A Mass: 96 (1152 fiber)	N/A	N/A	N/A	N/A
Single Fuse: 96 Mass Fuse: 24 (288 fiber) 15.950" (L) x 4.875" (W) x 0.485" (H) 	LL-4896	911676-00-02	N/A	<b>Max Trays: 5</b> Single: 480 Mass: 120 (1440 fiber)	N/A	<b>Max Trays: 9</b> Single: 864 Mass: 216 (2592 fiber)	N/A	N/A
Single Fuse: 60 Mass Fuse: N/A 12.000" (L) x 5.125" (W) x 0.485" (H) 	LL-7060	FA000042	N/A	<b>Max Trays: 6</b> Single: 360 Mass: N/A	N/A	N/A	N/A	<b>Max Trays: 3</b> Single: 180 Mass: N/A

continued  
→

## LightLink Fiber Optic Splice Trays (cont.)

### Ordering Information – Splice Trays for LG-350 and LG-350XL-U Sealed Fiber Optic Splice Closures

DESCRIPTION	MODEL NO.	AFL NO.	LG-350-U	LG-350-AC	LG-350XL-U	LG-350-20-WTC	LG-350-27-WTC
Single Fuse: N/A Mass Fuse: 12 (144 fiber) 12.000" (L) x 5.125" (W) x 0.485" (H) 	LL-7144	FA000043	<b>Max Trays: 6</b> Single: 360 Mass: 72 (864 fiber)	N/A	N/A	N/A	<b>Max Trays: 3</b> Single: 180 Mass: 72 (864 fiber)
Single Fuse: 36 Mass Fuse: 12 (144 fiber) 8.125" (L) x 4.875" (W) x 0.485" (H) 	LL-4808L-R	FA000037	N/A	<b>Max Trays: 4</b> Single: 144 Mass: 48 (576 fiber)	N/A	<b>Max Trays: 4</b> Single: 144 Mass: 48 (576 fiber)	N/A
Single Fuse: N/A Mass Fuse: 12 (144 fiber) 8.125" (L) x 4.875" (W) x 0.485" (H) 	LL-4808 R	FA000020	N/A	<b>Max Trays: 4</b> Single: N/A Mass: 48 (576 fiber)	N/A	<b>Max Trays: 4</b> Single: N/A Mass: 48 (576 fiber)	N/A
Single Fuse: 36 Mass Fuse: N/A 8.125" (L) x 4.875" (W) x 0.485" (H) 	LL-4808 L	FA000021	N/A	<b>Max Trays: 4</b> Single: 144 Mass: N/A	N/A	<b>Max Trays: 4</b> Single: 144 Mass: N/A	N/A
Single Fuse: N/A Mass Fuse: 24 (288 fiber) 15.950" (L) x 4.875" (W) x 0.485" (H) 	LL-4896 R	FA000022	<b>Max Trays: 5</b> Single: N/A Mass: 120 (1440 fiber)	N/A	<b>Max Trays: 9</b> Single: N/A Mass: 216 (2592 fiber)	N/A	N/A
Single Fuse: 96 Mass Fuse: N/A 15.950" (L) x 4.875" (W) x 0.485" (H) 	LL-4896 L	FA000023	<b>Max Trays: 5</b> Single: 480 Mass: N/A	N/A	<b>Max Trays: 9</b> Single: 864 Mass: N/A	N/A	<b>Max Trays: 3</b> Single: 180 Mass: N/A

continued  
→

## LightLink Fiber Optic Splice Trays (cont.)

### Ordering Information – Splice Trays for Aerial Weathertight Fiber Optic Splice Closures

DESCRIPTION	MODEL NO.	AFL NO.	LG-410-U	LG-420-U FTTx	LG-500-U	LG-500-U FTTx
Single Fuse: 24 Mass Fuse: N/A 12.542" (L) x 4.042" (W) x 0.390" (H) 	LL-2400	91710-06	<b>Max Trays: 4</b> Single: 96 Mass: N/A	N/A	<b>Max Trays: 4</b> Single: 96 Mass: N/A	N/A
Single Fuse: 32 Mass Fuse: N/A 6.300" (L) x 2.730" (W) x 0.829" (H) 	LL-2425	FC000053	N/A	<b>Max Trays: 1</b> Single: 32 Mass: N/A	N/A	<b>Max Trays: 1</b> Single: 32 Mass: N/A
Single Fuse: 24 Mass Fuse: 4 (48 fiber) 12.542" (L) x 4.270" (W) x 0.531" (H) 	LL-2448	911289-00-02	<b>Max Trays: 3</b> Single: 72 Mass: 12 (144 fiber) Mechanical: 36	N/A	<b>Max Trays: 3</b> Single: 72 Mass: 12 (144 fiber) Mechanical: 36	N/A
Single Fuse: 12 Mass Fuse: N/A 7.139" (L) x 4.294" (W) x 0.370" (H) 	LL-2450	91957-00	N/A	N/A	N/A	N/A
Single Fuse: N/A Mass Fuse: 12 (144 fiber) 12.542" (L) x 4.270" (W) x 0.531" (H) 	LL-4848	911437-00-02	<b>Max Trays: 3</b> Single: N/A Mass: 36 (432 fiber)	N/A	<b>Max Trays: 3</b> Single: N/A Mass: 36 (432 fiber)	N/A
Single Fuse: N/A Mass Fuse: 8 (96 fiber) 7.139" (L) x 4.294" (W) x 0.370" (H) 	LL-4850	91958-00	N/A	N/A	N/A	N/A
Single Fuse: 12 Mass Fuse: 8 (96 fiber) 7.139" (L) x 4.294" (W) x 0.370" (H) 	LL-1248	911221-00-00	N/A	N/A	N/A	N/A

continued  
→

## LightLink Fiber Optic Splice Trays (cont.)


### Ordering Information – Splice Trays for Aerial Weathertight Fiber Optic Splice Closures

DESCRIPTION	MODEL NO.	AFL NO.	LG-500-U-FTTx-ISO	LG-600-U	LG-600-FTTx	LG-600-U-FTTx-ISO
Single Fuse: 24 Mass Fuse: N/A 12.542" (L) x 4.042" (W) x 0.390" (H) 	LL-2400	91710-06	N/A	<b>Max Trays: 12</b> Single: 288 Mass: N/A	<b>Max Trays: 2</b> Single: 48 Mass: N/A	N/A
Single Fuse: 32 Mass Fuse: N/A 6.300" (L) x 2.730" (W) x 0.829" (H) 	LL-2425	FC000053	N/A	N/A	N/A	N/A
Single Fuse: 24 Mass Fuse: 4 (48 fiber) 12.542" (L) x 4.270" (W) x 0.531" (H) 	LL-2448	911289-00-02	N/A	<b>Max Trays: 8</b> Single: 192 Mass: 32 (384 fiber) Mechanical: 12	N/A	N/A
Single Fuse: 12 Mass Fuse: N/A 7.139" (L) x 4.294" (W) x 0.370" (H) 	LL-2450	91957-00	<b>Max Trays: 1</b> Single: 12 Mass: N/A	N/A	N/A	<b>Max Trays: 2</b> Single: 24 Mass: N/A
Single Fuse: N/A Mass Fuse: 12 (144 fiber) 12.542" (L) x 4.270" (W) x 0.531" (H) 	LL-4848	911437-00-02	N/A	<b>Max Trays: 8</b> Single: N/A Mass: 96 (1152 fiber)	N/A	N/A
Single Fuse: N/A Mass Fuse: 8 (96 fiber) 7.139" (L) x 4.294" (W) x 0.370" (H) 	LL-4850	91958-00	<b>Max Trays: 1</b> Single: N/A Mass: 8 (96 fiber)	N/A	N/A	<b>Max Trays: 2</b> Single: N/A Mass: 16 (192 fiber)
Single Fuse: 12 Mass Fuse: 8 (96) 7.139" (L) x 4.294" (W) x 0.370" (H) 	LL-1248	911221-00-00	<b>Max Trays: 1</b> Single: 12 Mass: 8 (96 fiber)	N/A	N/A	<b>Max Trays: 2</b> Single: 24 Mass: 16 (192 fiber)





continued  
→

## LightLink Fiber Optic Splice Trays (cont.)

### Ordering information – Splice Trays for Aerial Weathertight Fiber Optic Splice Closures

DESCRIPTION	MODEL NO.	AFL NO.	LG-410-U	LG-500-U	LG-600-U
Single Fuse: N/A Mass Fuse: 4 (48 fiber) 12.542" (L) x 4.270" (W) x 0.531" (H) 	LL-4800	91711-07	<b>Max Trays: 3</b> Single: N/A Mass: 12 (144 fiber)	<b>Max Trays: 3</b> Single: N/A Mass: 12 (144 fiber)	<b>Max Trays: 8</b> Single: N/A Mass: 32 (384 fiber)

### Ordering Information—Splice Trays for Fiber Optic Enclosures

DESCRIPTION	MODEL NO.	AFL NO.	LL-400B WITH INTERCONNECT	LL-400B WITHOUT INTERCONNECT	LL-400SX WITH 2 LGX® PLATES	LL-400SX WITHOUT LGX PLATES
Single Fuse: 24 Mass Fuse: 4 (48 fiber) Mechanical : 12 12.542" (L) x 4.270" (W) x 0.531" (H) 	LL-2448	911289-00-02	<b>Max Trays: 4</b> Single: 96 Mass: 16 (192 fiber) Mechanical: 48	<b>Max Trays: 6</b> Single: 144 Mass: 24 (288 fiber) Mechanical: 72	<b>Max Trays: 3</b> Single: 72 Mass: 12 (144 fiber) Mechanical: 36	<b>Max Trays: 9</b> Single: 216 Mass: 36 (432 fiber) Mechanical: 108
Single Fuse: 48 Mass Fuse: N/A 12.542" (L) x 4.270" (W) x 0.531" (H) 	LL-2448-48S	FA000045	<b>Max Trays: 4</b> Single: 192 Mass: N/A	<b>Max Trays: 6</b> Single: 288 Mass: N/A	<b>Max Trays: 3</b> Single: 144 Mass: N/A	<b>Max Trays: 9</b> Single: 432 Mass: N/A
Single Fuse: N/A Mass Fuse: 12 (144 fiber) 12.542" (L) x 4.270" (W) x 0.531" (H) 	LL-4848	911437-00-02	<b>Max Trays: 4</b> Single: N/A Mass: 48 (576 fiber)	<b>Max Trays: 6</b> Single: N/A Mass: 72 (864 fiber)	<b>Max Trays: 3</b> Single: N/A Mass: 36 (432 fiber)	<b>Max Trays: 9</b> Single: N/A Mass: 108 (1296 fiber)
Single Fuse: N/A Mass Fuse: 4 (48 fiber) 12.542" (L) x 4.270" (W) x 0.531" (H) 	LL-4800	91711-07	<b>Max Trays: 4</b> Single: N/A Mass: 16 (192 fiber)	<b>Max Trays: 6</b> Single: N/A Mass: 24 (288 fiber)	<b>Max Trays: 3</b> Single: N/A Mass: 12 (144 fiber)	<b>Max Trays: 9</b> Single: N/A Mass: 108 (1296 fiber)

continued  
→

## LightLink Fiber Optic Splice Trays (cont.)

### Ordering Information—Splice Trays for Fiber Optic Enclosures

DESCRIPTION	MODEL NO.	AFL NO.	LL-500	LL-580
Single Fuse: N/A Mass Fuse: 12 (144 fiber) 12.000" (L) x 5.125" (W) 0.485" (H) 	LL-7144	FA000043	N/A	<b>Max Trays: 2</b> Single: N/A Mass: 24 (288 fiber)
Single Fuse: 60 Mass Fuse: 12 (144) 12.000" (L) x 5.125" (W) 0.485" (H) 	LL-7644	FA000044	N/A	<b>Max Trays: 2</b> Single: 120 Mass: 24 (288 fiber)
Single Fuse: 12 Mass Fuse: N/A 7.139" (L) x 4.294" (W) x 0.370" (H) 	LL-2450	91957-00	<b>Max Trays: 5</b> Single: 60 Mass: N/A	N/A
Single Fuse: N/A Mass Fuse: 8 (96 fiber) 7.139" (L) x 4.294" (W) x 0.370" (H) 	LL-4850	91958-00	<b>Max Trays: 3</b> Single: N/A Mass: 24 (288 fiber)	N/A
Single Fuse: 36 Mass Fuse: 12 (144 fiber) 8.125" (L) x 4.875" (W) x 0.485" (H) 	LL-4808L-R	FA000037	N/A	<b>Max Trays: 2</b> Single: 72 Mass: 24 (288 fiber)

continued  
→

## LightLink Fiber Optic Splice Trays (cont.)

### Ordering Information – Splice Tray for Splicing Cabinets and Shelves

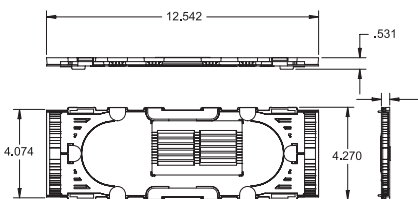
DESCRIPTION	MODEL NO.	AFL NO.
Telescoping Splice Tray - Stores up to 48 single fusion sleeves or 12 mass fusion sleeves (144 fibers). For use in the following products: LL-300, LL-288/576, LL-720/1440, OTSS-SYS1, OSS-SYS2 and OSS-SYS1	STF-48	911442-00-00
FTTx Splice Tray - Stores up to 2 single fusion sleeves. For use in the following products: ONT-760XL, ONT-3000 and CG-1500	—	DM000445
Bare Fiber Splice Tray - Stores up to 24 single fusion fibers without sleeves. For use in the following products: Any product that accepts the LL-2400 splice tray	—	C184190

### Ordering Information—Splice Tray Accessories

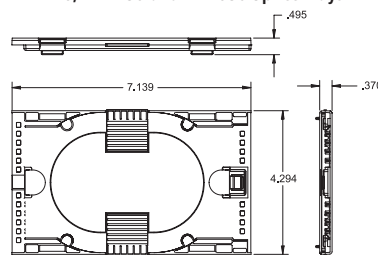
DESCRIPTION	AFL NO.
FP-40 Splice Protection Sleeves, 40 mm length (1000 box/100 pack)	S015916
FP-60 Splice Protection Sleeves, 60 mm length (1000 box/100 pack)	S015915
Single Fusion Splice Chip - 6 splices per chip. (10 pcs. per kit)	FA000034
Single Fusion Splice Chip - 12 splices per chip. (10 pcs. per kit)	FC000657
Single Fusion Splice Chip - 24 splices per chip. (10 pcs. per kit)	91745-02
Mass Fusion Splice Chip - 4 splices per chip. (10 pcs. per kit)	FA000088
Mechanical Fusion Splice Tape (10 pcs. per kit)	FA000089
Core Tube Cable Fiber Router for routing fiber up to 8 directions. For all central core tube sizes.	FC000008
Loose Tube or Ribbon Router for routing fiber up to 6 directions. For all Loose Tube and up to 12 fiber Ribbon.	FC000070

### Dimensions

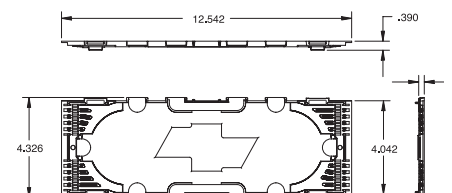
LL-2448 and LL-4848 Splice Trays



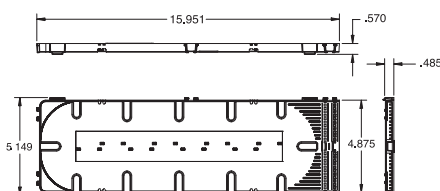
LL-1248, LL-2450 and LL-4850 Splice Trays



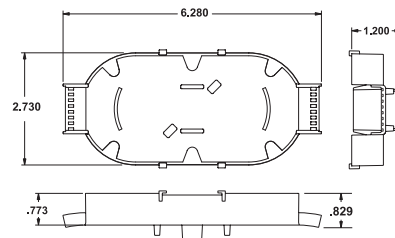
LL-2400 Splice Tray



LL-4896 Splice Tray



LL-2425 Splice Tray



OEE Splice Tray

