

Issue Date: 17 December 2014

## FuseConnect® Splice-on Connectors Motor Issues

### Fujikura Fusion Splicer 70-series and 19-series Motor Issues

This applications note is for the termination of FuseConnect single fiber splice-on connectors using Fujikura 70-series and 19-series fusion splicers. Assembling FuseConnect with one of the 70-series or 19-series splicers will often result in a motor issue that can be easily remedied.

Two methods can be used to allow an easier splicing process for the end user. Method A is always recommended for any splicing application while the Method B can be utilized with Method A to eliminate motor issues.




Figure 1: Incorrect placement of rubber transfer tubing.




Figure 2: Correct placement of rubber transfer tubing.




Figure 3: Correct placement of rubber transfer tubing and incoming fiber.

**METHOD A:** Figure 1 shows the rubber transfer tubing on the FuseConnect pre-polished end not placed over the center of the clamshell. This may prevent the motors from moving the connector freely into proper position for splicing, causing motor issues. Figure 2 shows the rubber transfer tubing properly placed over the center of the clamshell. Care should also be used on the user prepared end of incoming fiber as shown in Figure 3.



Figure 4: Left side of splicer with foam pad on clamshell lid.



Figure 5: Right side of splicer with foam pad removed from clamshell lid.

**METHOD B:** If motor issues are still occurring after METHOD A has been observed METHOD B should be utilized. Figure 4 shows the left side of the splicer, indicating the foam pad on clamshell. In Figure 5 this pad has been removed on the right side of the splicer, the side of the splicer that the FuseConnect pre-polished end is to be placed. Removing this pad prevents the rubber transfer tubing from getting caught in the cover. This pad can be removed simply by pulling it off of the clam shell. Removing this pad will not affect normal fiber to fiber splicing or the integrity of your machine.